

# Daffodils



Images by Gail Read and Betsy Ekholm





Images by Gail Read and Betsy Ekholm



Images by Gail Read and Betsy Ekholm



# *Tints and Shades*

1. Choose ONE colour. Paint an unmixed sample of that colour into circle B. Add white to your colour and use the mix to paint circle A. Lastly, add black to your original pure colour and use the mix to paint circle C.



**A** Add White




**B** Pure Colour

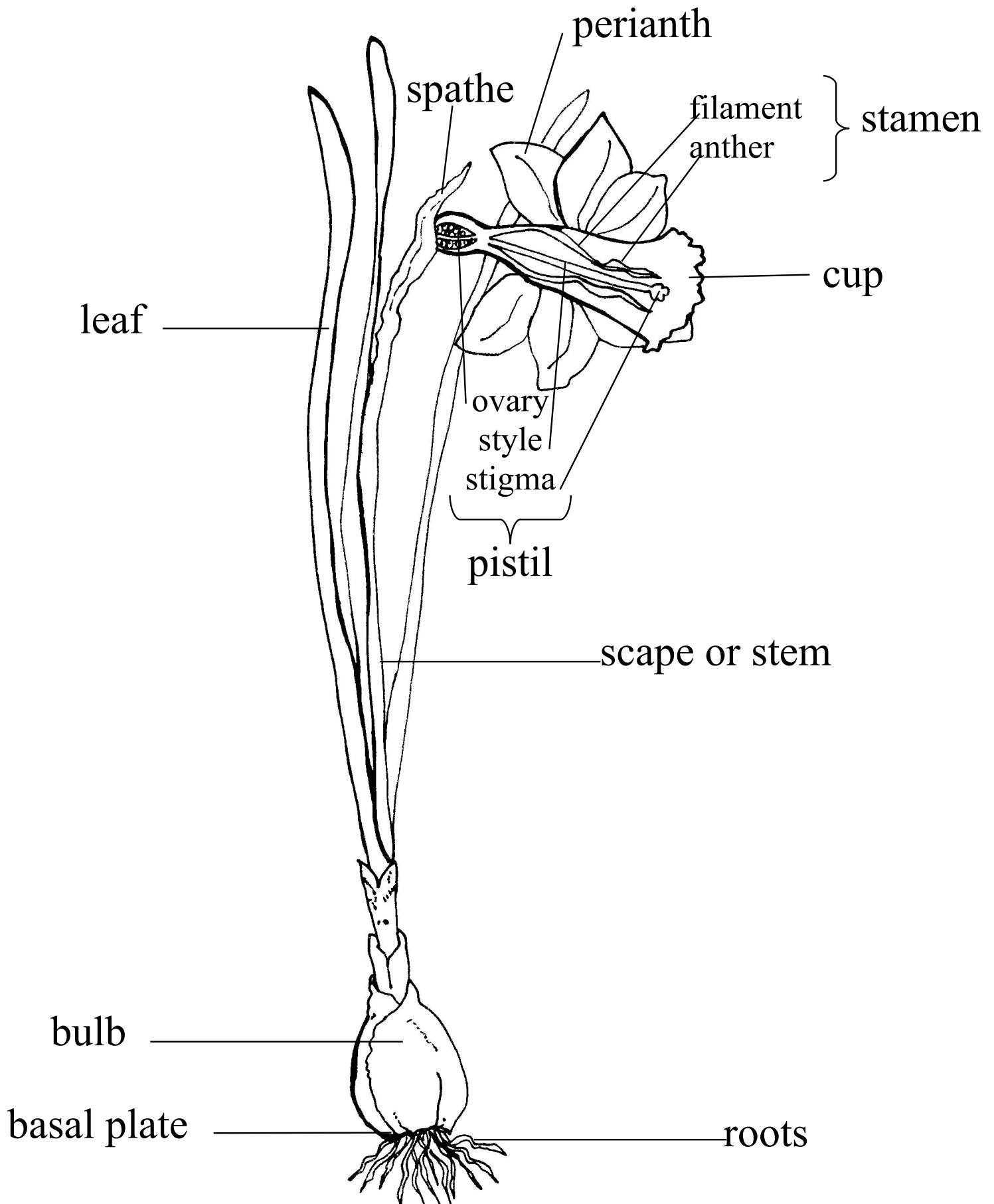


**C** Add Black

2. Use the colours you have mixed to paint the flower below as realistically as you can.



# Parts of the Daffodil



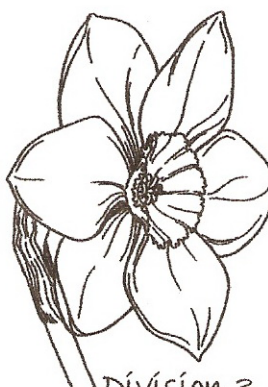
# 13 Divisions of Daffodils



Division 1



Division 2



Division 3



Division 4



Division 5




Division 6



Division 7




Division 8



Division 9




Division 10



Division 11



Division 12



Division 13